




ARCHITECTURAL
GRATES + DRAINS



65Tii40MTL

Tile Insert Drain



All stainless steel drainage unit made to specified length with specified outlet position.

The 65Tii40 is a Tile Insert Drain manufactured from 3mm thick 316 marine grade stainless steel.

Suitable for tiles up to 25mm thick.

The maximum length of the tile insert will be 1200mm in one piece, channels longer than 1200mm will have inserts in multiple equal sections

Refer to AS3500 for outlet pipe sizes specific to your installation.

Code 65Tii40MTL

Range 65

Grate Style Ti

Category Made-to-Length


Channel Material Stainless Steel

Steel Grade 316

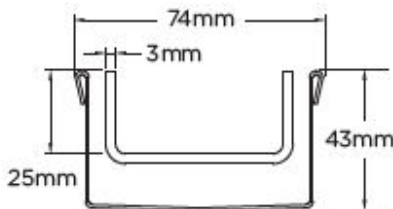
SPECIFICATIONS + DIMENSIONS

Channel Width	74mm
Channel Depth	42mm
Length(s)	As Required
Outlet Size	DN40, DN50, DN65

STORMTECH COLOUR FINISHES



Electroplate finishes subject to natural variation with time and local environment. Factors such as pools/surf beaches may require electropolishing. Contact us for suitability.



Grates longer than 1500mm supplied in sections. Tile Inserts longer than 1200mm supplied in sections. Channels over 3000mm supplied in sections with joiner. +/-2mm tolerance on dimensions.

PRODUCT APPLICATIONS

- | | |
|-----------------------------|----------------------------|
| Bathroom Drainage | Hospitality Drainage |
| Aged / Health Care Drainage | Paved Area Drainage |
| Balcony Drainage | Shower Drainage |
| Commercial Drainage | Multi-Residential Drainage |
| Courtyard / Patio Drainage | Special Needs Drainage |
| Pool and Spa Area Drainage | Threshold Drainage |

Copyright © Stormtech Pty Ltd. Patent 733361. Drawings not to scale, please use dimensions shown. Downloaded 17/06/2026 (please check for updates)



Visit stormtech.com.au
for tools + inspiration.

Phone **1300 653 403**

Email info@stormtech.com.au